

# **Countering Misinformation, Strengthening Democracy: Co-Designing Community Centered Interventions**

# Agenda



## Learn

Overview (20 min)  
Q&A (10 min)



## Build

Design Challenge (40 min)




## Exchange

Present Ideas (20 min)





# CO-DESIGNING *for* TRUST

*Building Trust Through Community*



Pend Oreille County  
LIBRARY DISTRICT




## Definitions for Today: *Misinformation*

Misinformation is information that is “inaccurate, misleading, inappropriately attributed, or altogether fabricated” (Jack 2017)

[https://datasociety.net/wp-content/uploads/2017/08/DataAndSociety\\_LexiconofLies.pdf](https://datasociety.net/wp-content/uploads/2017/08/DataAndSociety_LexiconofLies.pdf)



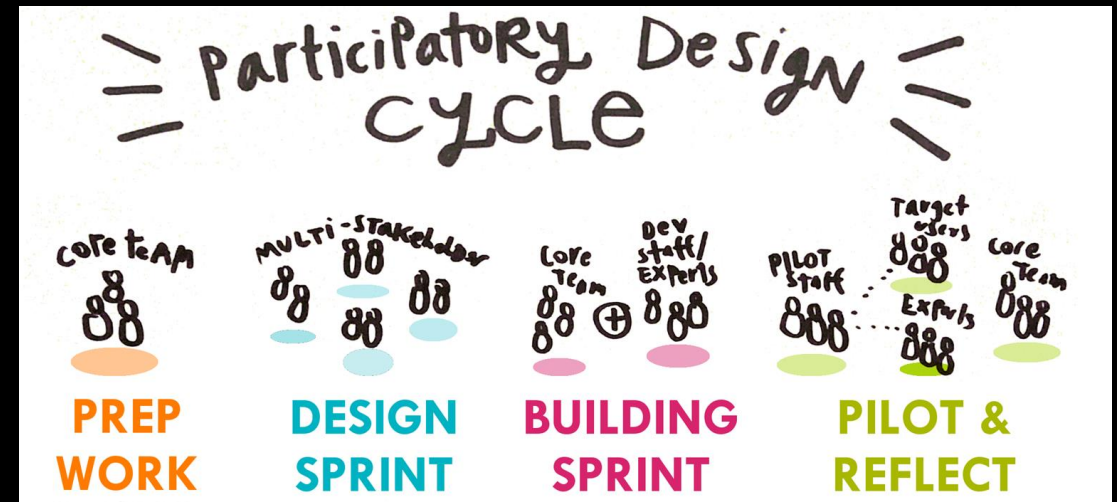


# Definitions for Today: *Intervention*

Any activity or set of activities that you design to mitigate the effect of misinformation in your community.

# Definitions for Today: Co-Design

A participatory approach to designing solutions, in which community members are treated as *equal collaborators* in the design process.







# Our Process

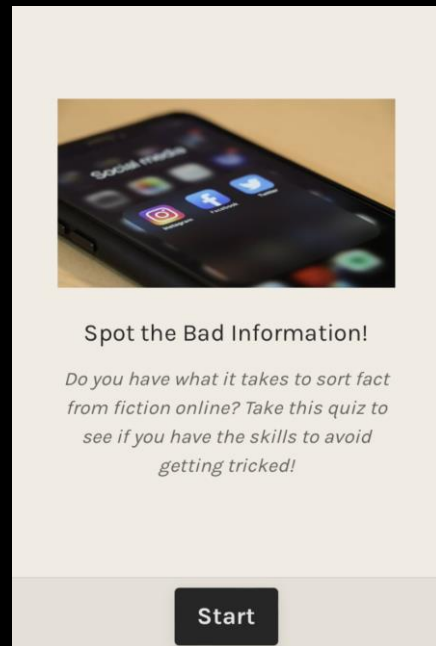
We are completing initial Prep Work and Design Sprints with our library partners

Project will now shift to Building, Piloting, and Reflecting on interventions


But... we also want to expand design process to other libraries!

# Prototypes

## Online quiz to reach non-library users



## Physical setup to reach library users





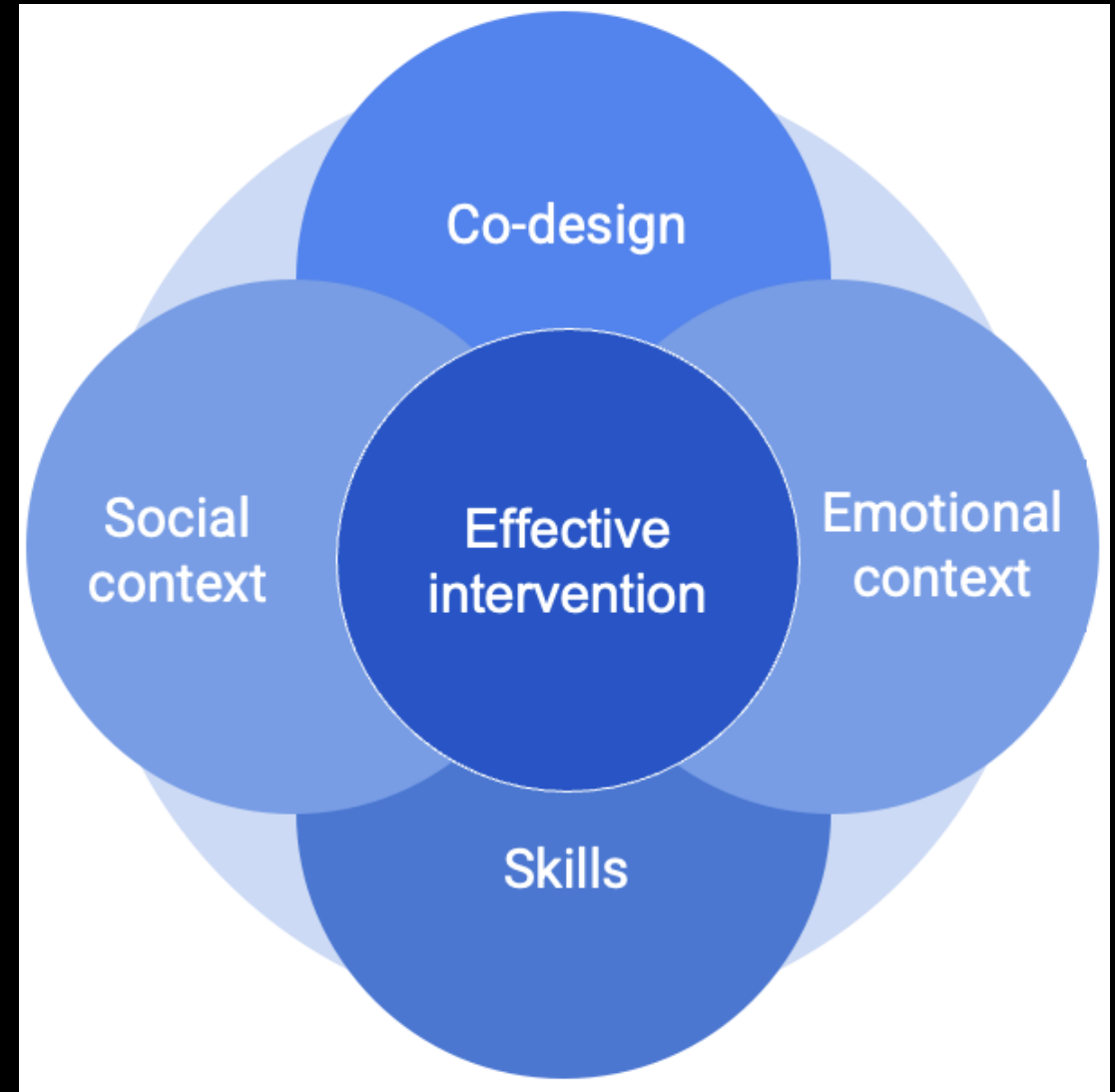
# Ready, set...

Before your team gets started on your design challenge, here are a few things to keep in mind



# Need to address multiple facets of literacy

- Teaching digital skills from a purely technical approach is not effective
- What does this look like?



# Additional guidance, resources, and ideas

We have a handout! (The first two pages are most important for today's activity.)

# Design Challenge and Kudos

You will have 40 minutes to design an intervention approach that would help your community to address misinformation

1. Review Resource Packet for inspiration
2. Discuss and Brainstorm
3. Describe your idea on your poster, using the template
4. Decide who will give the presentation to the larger group

Each group will have 3 minutes to present, and then we will give kudos to the groups

# Design Challenge Poster







<b>Title</b>	
<b>Description</b>	<b>General summary of intervention</b>
<b>Intended Audience</b>	<b>Can be multiple here - but if so, need to address how you will reach and engage each of them</b>
<b>Delivery Mechanism</b>	<b>Choose one or more - Online, in person, Hybrid</b>
<b>Learning Outcomes / Objective</b>	<b>Describe skills that participants will learn; other outcomes from participating (change in attitude, skills, or behavior); or other objectives of the intervention</b>
<b>Co-Design Partner</b>	<b>Why is it important to work with this group? What assets does this partner bring?</b>
<b>Timeline to Launch</b>	<b>General time range should be noted (1-3 months, 3-6, 6-9, 9-12)</b>
<b>Topical Focus</b>	<b>Does your intervention support one of the NEXT Library themes? Democracy · Sustainable Development Goals · Play</b>
<b>Resources</b>	<b>Identify at a high level the internal, external, and community resources needed to launch the intervention</b>



# Questions?



# Kudos

BEST OVERALL	
MOST FUN	
EASIEST TO IMPLEMENT	
MOST LIKELY TO CHANGE MINDS	
MOST ON TARGET FOR AUDIENCE	
BEST SUPPORTS A NEXT LIBRARY THEME	

# Thank you!



[CODESIGNINGFORTRUST@  
GMAIL.COM](mailto:CODESIGNINGFORTRUST@GMAIL.COM)



[CODESIGNINGFORTRUST.ORG](http://CODESIGNINGFORTRUST.ORG)